

Work Pack

English – See tasks

Maths – See tasks

Reading

- Read the text/story and answer the questions. Encourage them to sound out words.

Phonics

- Look at the sound of the day. Get them to say the sounds in funny voices. Make sure they say the rhyme too. E.g. oo poo at the zoo.
- Get them to practise reading the words provided, sounding out each word and then saying it as one word.
- Then children are to practise writing those words using the sound of the day. If you can think of any other words, that would be great.

Spelling

- Complete the activities for the spelling of the week.

Maths

Task 1 – reading and writing numbers to twenty

Warm up – practise counting to twenty along the number line.



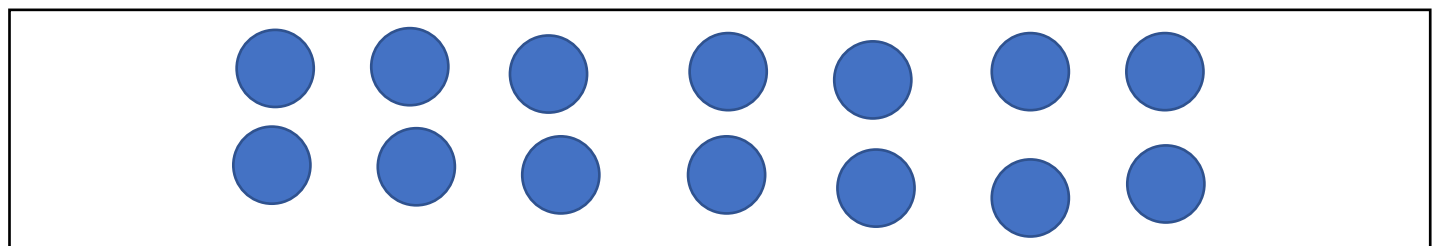
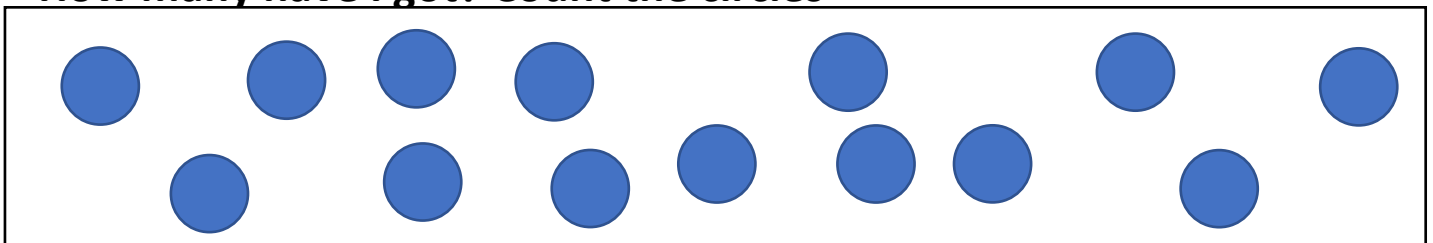
Fill in the missing numbers on the number lines

0	1	2		4			7		
---	---	---	--	---	--	--	---	--	--

11			14			17			
----	--	--	----	--	--	----	--	--	--

20			17			14			11
----	--	--	----	--	--	----	--	--	----

How many have I got? Count the circles



Draw the right number of circles in each box

<u>13</u>	<u>10</u>	<u>7</u>	<u>16</u>

Task 2 – simple addition

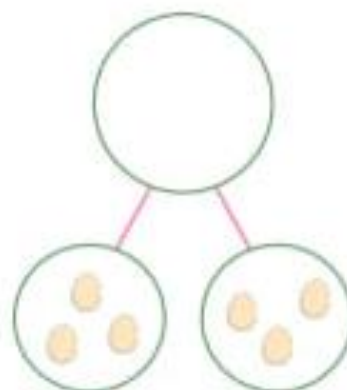
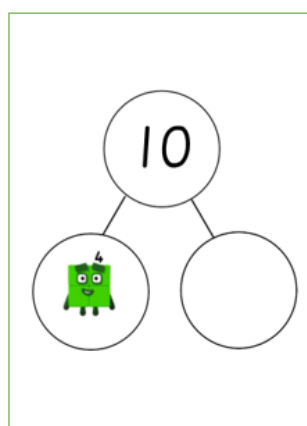
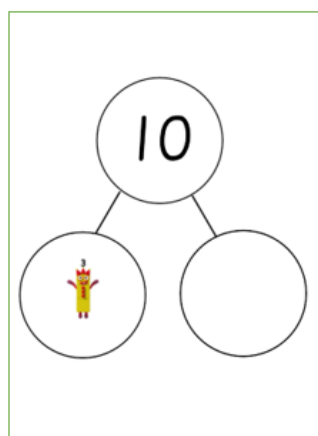
Warm up – start at 5 and jump 3, what number do you land on? Start at 7 and jump 2. 9 jump 4.



Use cubes or counters to find the total

1. $6+6 =$ 2. $4+10=$ 3. $10+10=$ 4. $6+5=$ 5. $12+3=$

How many have I got? Work out the total using the part/part whole grids.



Solve the word problems

I have two bags of sweets. One bag contains 12 sweets and the other bag contains 6 sweets. How many do I have altogether?

There are 6 birds on one tree and 8 birds on another tree. How many birds are there altogether?

Dan has 6 sweets and 3 sweets. Tom has 5 sweets and 7 sweets. Who has more sweets?

Task 3 – Adding by jumping along a number line.

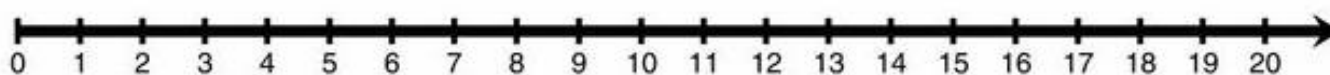
Warm up – Spot the mistakes

11	20	13	14	15	15	17	18	19	20
----	----	----	----	----	----	----	----	----	----

20	19	18	17	16	15	16	17	18	19
----	----	----	----	----	----	----	----	----	----

8	9	11	12	13	41	15	16	17	20
---	---	----	----	----	----	----	----	----	----

Use the number line to count frog hops and find where the frog finishes.



1. $12+6=$
2. $11+2=$
3. $15+3=$
4. $8+3=$
5. $17+2=$
6. $16+4=$

Challenge: Jo says if he starts on 7 and goes 4 places he will end up on ten. Is he right? What mistake do you think he has made?

English

Task 1 – Read the Lost story and underline or circle all the words that tell you how someone is feeling.

Lost and Found

Once upon a time there was a boy who found a penguin at his door.

The boy did not know where it came from.

The penguin followed him everywhere.

It looked sad.

The boy thought it was lost so the boy decided to help it get home.

He checked at lost and found office, but no-one was missing a penguin.

He asked some birds, but they ignored him.

He asked his duck, but the duck floated away.

The next morning, he discovered that penguins come from the south pole.

So, they took a boat to the south pole.

They rowed and they rowed and they rowed.

They floated through good weather and bad
when the waves were as big as mountains.

Until they came to the south pole.

The boy looked happy.

But as he got out of the boat the penguin looked sad.

The boy said good bye and floated away

The penguin looked sadder.

The boy realised the penguin wasn't lost, he was lonely.

He rowed and he rowed and he rowed back to the south pole.

He searched and he searched and he searched, but the penguin was not there


Sadly, the boy set off for home.

Suddenly he saw something!

He rowed closer and closer and closer until he could see... the penguin!

And so, the boy and his friend rowed home together.

Task 2 – Today you are going to be practising writing feelings words for different emotions try to use interesting words not just sad or happy. Can you think of three words to describe each picture?

This image shows a single sheet of white paper with horizontal ruling lines. The lines are evenly spaced and run across the width of the page. There are no margins, text, or other markings on the paper.

All About Rainbows

A rainbow is a colourful arc that we see in the sky.

A rainbow is made of light.

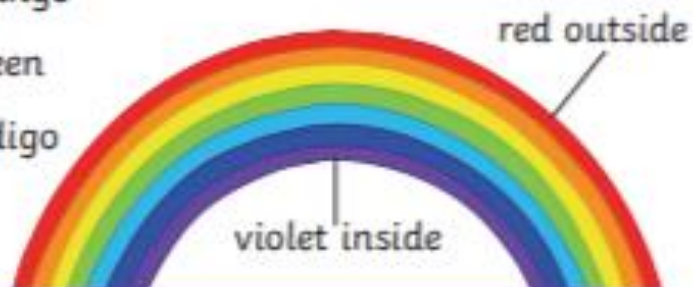


A rainbow happens when it is sunny and rainy at the same time.



There are seven colours in a rainbow:

- | | |
|--|--|
|  red |  orange |
|  yellow |  green |
|  blue |  indigo |
|  violet | |



Did You Know...?

Rainbows are full circles.

On the ground, we only see half of a rainbow.

We can only see a full rainbow from above.

Questions

1. When do we see rainbows? **Tick one.**

- ☐ when it's rainy and sunny
- ☐ when it's dark
- ☐ when it's windy

2. What is a rainbow made of? **Tick one.**

- ☐ sound
- ☐ light
- ☐ glass

3. How many colours are there in a rainbow? **Tick one.**

- ☐ seven
- ☐ six
- ☐ ten

4. Which of these colours is **not** in a rainbow? **Tick one.**


- ☐ red
- ☐ brown
- ☐ blue

5. How can you see a full circle rainbow? **Tick one.**

- ☐ from indoors
- ☐ from below
- ☐ from above

Three Little Pigs

- One little pig had to camp in a tent after the mishap.
- There were no sticks left to fix his cabin.
- One little pig had to sleep in a steel shed at the end of a farmyard.
- His hut was in tatters!
- One little pig still had a strong, brick shelter with three rooms. That pig was smug.



Quick Questions



1. Find and copy one phrase that means the same as 'ruined'.



2. How many rooms did the brick shelter have? Tick one.

- ☐ three
☐ six
☐ thirteen



3. How do you think the first two pigs are feeling? Why?



4. What might the pig with the brick shelter do next?

Reading 3

Jack, The Cow and The Man

Jack was sad. The cow was sad, too.

Jack and the cow met a man on the path.

“Will you let me sell my cow?” Jack sighs.

“I will look after your cow for now,”
the man agrees.

The man fed the cow a turnip.

The cow was not sad.



Quick Questions



1. Find and copy a phrase that means 'take care of'.



2. What does the cow eat? Tick one

- ☐ some beans
☐ the man
☐ a turnip



3. Why is Jack feeling sad?



4. What do you think the man will do next?

Phonics Lesson 1 -



Practise reading

Read in Fred Talk, then read the word

play

day

may

way

say

spray

Phonics Lesson 2

Speed Sounds Set 2

ee



what can you see?

2. see, three, been, green, keep,
need, sleep, feel

ee

Practise reading

Read in Fred Talk, then read the word

see

. _ .

three

_ . _ .

been

. _ . .

green

. _ . _ .

seen

. _ . .


sleep

. _ . _ .

Phonics Lesson 3

Speed Sounds Set 2

igh



fly high

2. high, night, light, fright, bright, right, might

igh

Practise reading

high

night

light

fright

bright

might

Spelling

Task 1 - Practise the spellings for this week. If your child is still unsure, keep practising them before moving onto the second task. These are red words, so the children just need to know and remember them.

Words	Practise 1	Practise 2	Practise 3
jumping			
helping			
playing			
jumped			
helped			
played			

Task 2 – Write each of the words in a sentence.

[illegible]