



Welcome to Arnbrook Primary School



Early Years Foundation Stage

We all look forward to seeing you and
hope that you and your child have a
fantastic time with us!



WELCOME TO FOUNDATION

Our Foundation Stage Unit, is made up of Nursery and Reception age children. We have a friendly and welcoming atmosphere so please feel free to come and chat to us at the end of any session. We are really looking forward to working with you to make sure that your child's time with us is happy, fun filled and successful.



WHO COMES TO THE FOUNDATION UNIT?

The Foundation Unit is for children aged 2 and a half to 5. Children can come to the unit from when they are 2 and a half. They stay until the September after they turn 5 at which point they will move into Year 1.

HOW DO I KNOW HOW MY CHILD IS DOING?

We use an online learning journal called tapestry. Once you have an account set up you can see observations of how your child is getting on in all the areas of learning. You can access this from an app on your phone or tablet or from logging on to the tapestry website from a computer.

You can also upload your own photos and videos from home so we can see what your child has been up to.

We also ensure that all teachers meet with parents before or after school at least twice a year when it is mutually convenient. These will be more informal than parents evenings across the school as you have more time to discuss how your child is settled and getting on throughout the year.



HOW DOES OUR BEHAVIOUR SYSTEM WORK?

Nursery & Foundation



Our system is based upon a weather theme. If children misbehave they move from the sunshine to the cloud, then to the dark cloud.



Children are encouraged to 'put right' what they have done wrong and are shown the right thing to do.



If children make the wrong choices several times or if it's a serious incident, a timeout sanction can be used.

.WHAT IF THERE ARE OTHER PROBLEMS?

All the staff at Arnbrook Primary School want you and your child to get the most from your time here. If there are any problems you can talk to your child's teacher before or after school, but not during the school day. If you would like to take up a matter with a senior member of staff, please speak to the office to make an appointment to see them. They may not be able to see you immediately as schools are busy places.

If you are worried about how your child is getting on in class, please speak to their keyworker; not all children learn at the same rate.

We also have a school nurse who will contact you if your child is due a health check, or if there are any other concerns. Please ask at the school office for contact details.

WHO'S WHO?

All children in the unit are monitored by a class teacher who will regularly talk to you about your child's progress.



Mrs Pritchett
Foxes



Mrs Bright
Badgers

We also have 3 keyworker groups in the unit: Squirrels, Foxes and Badgers. Each group has its own key person who will be your main point of contact although all adults get to know all children within the unit.



Mrs Large
Squirrels
keyworker

WHY DO YOU WANT TO VISIT US AT HOME?

Our home visit will be the first time that your child gets to meet the foundation staff and it is important that this meeting happens in the place where your child feels most comfortable - their own home.


During the home visit, two members of staff will come and will chat to you about life in the unit and answer any questions you may have. We will also discuss the 'building up to full time' timetable which identifies the number of hours your child will attend on each day. At this time, we can also address any concerns you may have, suggesting ways to prepare your child for this exciting time.

We will also spend time getting to know your child by sharing a 'Starting At Arnbrook' story booklet with them.

The whole visit will take around 20 minutes.



We spend time teaching the children what we expect and how to make good behavioural choices. To support your child with this we have a very clear behaviour system.



Class Dojo and Stickers

Children will receive Class Dojo points and stickers for good behaviour and effort. You can see your child's behaviour at school using the Class Dojo app, which is available on iPhone or Android as well as accessible via www.classdojo.com. Children collect their 'dojos' and stickers and swap them for prizes and certificates.



WHAT ABOUT BEHAVIOUR?

At Arnbrook Primary School we want everyone to be safe, happy and enjoy learning. To help us we have 5 school rules that everyone has to follow.

OUR SCHOOL RULES

- We work hard and quietly.
- We are polite, friendly and respectful.
- We are helpful and kind.
- We are careful and sensible when playing.
- We look after each other and our environment.

OUR VALUES & PRINCIPLES

At Arnbrook we aim to develop constructive and positive relationships with children, parents and carers. Our approach to managing children's behaviour is based on:

Being fair
Being reasonable
Being positive
Being consistent



High expectations for all.
Belief in all of our children.
Rewarding good behaviour.

WILL MY CHILD BE AT SCHOOL FULL TIME FROM THE FIRST DAY?

We recognise that beginning school is a huge event for both you and your child and have therefore planned a very careful induction timetable for every child. This means that no child will attend for their full hours right from the first day, but will build up to it at a pace which suits both your child and your circumstances.




WHAT TIME SHOULD I BRING AND COLLECT MY CHILD EACH DAY?

We have some part-time children and some full-time children within the unit. In order to keep all children safe, we have particular drop off and collection times which we request you keep to.

If you arrive late, you should take your child to the attendance office. The attendance team will then ask you to complete a form to sign your child in, give them a late slip and take them to class for you.

It is very important that you collect your child on time each day and telephone the school office if you are delayed for any reason as young children can become very distressed in these circumstances.

Please make sure that you tell us if someone different is collecting your child – we will not be able to let them go with someone else unless you have told us first. Children under 16 will not be allowed to collect your child unless we have signed written permission from you.



WHAT HAPPENS IF MY CHILD IS ILL?

Small children often get poorly but please try to send them to school as much as possible. Contact us straight away if your child is ill or absent for any reason. You can do this by telephoning the **Attendance Team on 0115 9649388**, sending a letter or popping in. Our Attendance Team, looks at the attendance of all children at Arnbrook Primary School. They can offer help and support to those who have a problem attending school regularly and on time.

If your child has been ill with vomiting or a tummy bug, please do not send them into school for 48 hours so that they can recover and do not spread the bug to others.

If your child needs prescribed medicine (including inhalers), we can give it in school. Please ask for the relevant forms to complete to authorise us to do this. If your child has an asthma inhaler, please make sure we know and that it is in school and named at all times.

If your child has a non-serious accident at school they will be looked after by a trained first aider and given a letter that explains what happened. In the case of more serious accidents or if your child is ill we will make every effort to contact you straight away – **please make sure that your contact numbers are up to date.**

CAN I HELP IN SCHOOL?

We would love you to come in and help in the foundation unit **once your child is settled**. Please see your child's class teacher if you are interested.

You could help by:

- Reading stories to small groups.
- Working on the computer.
- Cooking.
- Creative activities.
- Playing games.
- Helping to prepare and maintain resources.
- Sharing any exciting skills you may have.

ACTIVITY DONATIONS

To help us to offer additional special activities for your child, we have a wish list of different resources. These include plain flour, rice, food colouring, other baking ingredients or packaging for junk modelling. Keep an eye out on our notice board for the updated list.



During your child's home visit, you will be told your child's session times.

Morning Nursery session (15 hours)

	Drop off	Collection
Monday to Friday	8:40 - 8:50	11:40

Afternoon Nursery session (15 hours)

	Drop off	Collection
Monday to Thursday	12:20 - 12:30	3:20
Friday	12:20 - 12:30	3:00

Reception and 30-hour funded Nursery session

	Drop off	Collection
Monday to Thursday	8:40 - 8:50	3:20
Friday	8:40 - 8:50	3:00



WHAT HAPPENS DURING THE DAY?

Our day is a very busy one! We have a clear daily routine as this helps children to feel secure and independent.

When children arrive they will join their keyworker group on the carpet.

During the day, the children will spend time involved in group phonics, literacy and maths lessons, engaged in free flow exploration (where they can choose to work inside or outside on a variety of practical activities), and they will have a milk and fruit time.

Lunchtime is 12:00 - 1:00. for children who are with us over lunch (afternoon nursery, Reception and 30-hour funded nursery children).



CAN MY CHILD WEAR JEWELLERY?

Jewellery is not safe to wear in a busy school and can easily get lost so we ask that you do not send your child in jewellery. If this happens, the jewellery will be put in an envelope in the school safe and we will ask you to collect it at the end of the day.

Children are allowed to wear single small stud earrings, but these must be removed for PE lessons. As many children are not able to do this by themselves, we request that you do this at home before your child comes to school. We suggest that children in the Foundation stage do not wear earrings as many lessons are active.

Long hair must also be tied back.




WHAT SHOULD MY CHILD WEAR?

Every child is expected to wear school uniform. This helps the children to feel like part of the school and is practical for the many messy activities which we will do.

The school colours are burgundy, black, white and grey – no other colours please. You can buy sweatshirts, polo shirts and other items of clothing bearing the school logo from the school office, but this is not essential.

School shoes need to be black, sensible and suitable for running, playing and climbing. Shoes with Velcro are ideal as children can fasten their own shoes.

We work outside all year around, whatever the weather, so please ensure that your child brings a coat and is dressed appropriately.




WHAT WILL MY CHILD EAT?


If your child is with us from 12:00 until 1:00, you can choose whether your child has a school meal or packed lunch. All children get a fruit snack every day. Children can also be registered for milk which is free until your child's 5th birthday. After that, you can pay for your child to continue to receive milk.

Currently, every child in reception, year 1 and year 2 in state-funded schools receives a **free school lunch**. Please talk to the school office if you would like your child to have a school lunch. Nursery aged children who stay for lunch are required to pay for lunch or bring a packed lunch.

If your child brings a packed lunch, they can also bring a drink but please, no fizzy drinks or glass bottles. Please also make sure that your child does not bring sweets or chocolate in their packed lunch – biscuit based bars such as KitKats are fine. Please avoid any foods containing nuts.



**Please make
sure that your
child has his or
her name in
everything.**



WHAT WILL MY CHILD LEARN AT SCHOOL?

Young children learn best through play. Each day, a range of activities will be provided to help your child learn a variety of skills. These skills are divided into 7 different 'areas of learning'.

Three of these areas are known as the 'prime areas' and these are particularly important as they ignite children's curiosity and enthusiasm for learning.

These 'prime' areas are:

Communication and Language


Children develop the confidence to express themselves and to speak and listen in a variety of different situations within a rich language environment.

Physical Development

Children learn co-ordination, control and movement. This is developed through practising fine motor skills such as threading, cutting and pencil control alongside large motor skills such as climbing, running and jumping.

Personal and Social and Emotional Development

Children learn to form positive relationships with others and are encouraged to develop a positive sense of themselves. Children are supported as they develop their social skills and learn how to manage their feelings and understand appropriate behaviour.



There are also four 'specific' areas. As the children develop in confidence and ability, the balance will slowly shift away from the three prime areas towards a more equal focus between the prime areas and these specific areas.

The specific areas are:

Literacy

Children enjoy stories and rhymes. They begin to learn about letter sounds and words and begin to use these skills in their own reading and writing.




Mathematics

Children learn about numbers, shapes and measurements. They sing number songs and play counting games. They learn mathematical language and use mathematical skills in their play e.g. in the sand, water and role play. They also learn to recognise and work with numbers.



Understanding the World

Children learn and talk about their environment, past and present events and about how things happen and how things work. They learn how to use equipment and tools, including the computer.



Expressive Arts

Children take part in creative activities such as painting, music, drama and dance. They are encouraged to use their imagination, to listen and to observe.

